

yepdent

CARBIDE BURS DIAMOND BURS

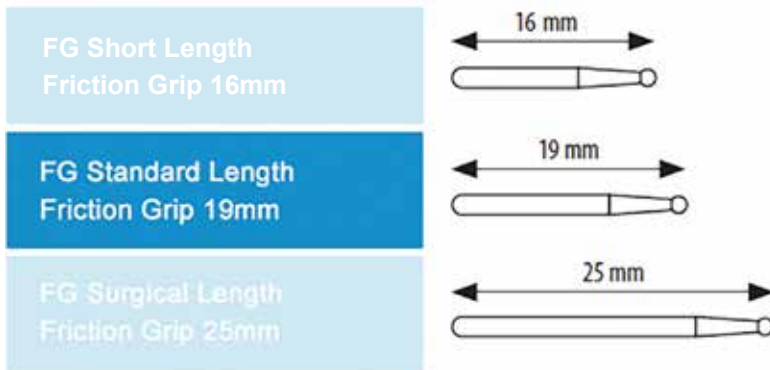
PROFESSIONAL DENTAL BURS EXPERT

YEPDENT, YOUR BETTER CHOICE

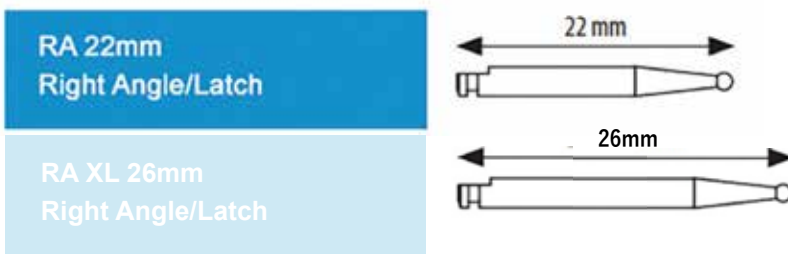


TYPES OF SHANK

FRICITION GRIP(FG)



RIGHT ANGLE (RA)



YEPDENT DIAMOND ORDER NO.

801 ROUND

YEPDENT ORDER NO.

FG 801-016SC

SHANK + FIGURE + HEAD SIZE + GRAIN

FIGURE	SHANK	HEAD SIZE (∅ 1/10mm)									GRAIN
801	FG				016	018				032	SC
801	FG	010	012	014	016	018	021	022	023	032	C
801	FG	010	012	014	016	018			023	032	M
801	FG					018			023	032	F
801	FG								023	032	SF



◀ Football



FIGURE	SHANK	HEAD SIZE(∅1/10mm)				GRAIN
368	FG		018		023	SC
368	FG	016	018	020	023	C
368	FG	016	018	020	023	M
368	FG	016	018	020	023	F
368	FG	016	018		023	SF



◀ Interproximal



FIGURE	SHANK	HEAD SIZE	GRAIN
392	FG		SC
392	FG	016	C
392	FG	016	M
392	FG	016	F
392	FG	016	SF



◀ Football



FIGURE	SHANK	HEAD SIZE(∅1/10mm)		GRAIN
369	FG			SC
369	FG	023	025	C
369	FG	023		M
369	FG	023	025	F
369	FG	023		SF



◀ Football



FIGURE	SHANK	HEAD SIZE(∅1/10mm)			GRAIN
379	FG			023	SC
379	FG	016	018	023	C
379	FG	016	018	023	M
379	FG	016	018	023	F
379	FG		018	023	SF



◀ Round



FIGURE	SHANK	HEAD SIZE(∅1/10mm)									GRAIN
801	FG				016	018				032	SC
801	FG	010	012	014	016	018	021	022	023	032	C
801	FG	010	012	014	016	018			023	032	M
801	FG					018			023	032	F
801	FG								023	032	SF



◀ Round



FIGURE	SHANK	HEAD SIZE(∅1/10mm)				GRAIN
801L	FG	012	014	018	022	SC
801L	FG	012	014	018	022	C
801L	FG	012				M
801L	FG					F
801L	FG					SF



◀ Flame



FIGURE	SHANK	HEAD SIZE	GRAIN
888	FG		SC
888	FG		C
888	FG		M
888	FG	012	F
888	FG		SF



◀ Football



FIGURE	SHANK	HEAD SIZE(Ø1/10mm)					GRAIN
802	FG						SC
802	FG		012	014	016		C
802	FG	009	012	014	016	018	M
802	FG						F
802	FG						SF



◀ Inverted Cone



FIGURE	SHANK	HEAD SIZE(Ø1/10mm)					GRAIN
805	FG						SC
805	FG			012	016	018	C
805	FG	009	010	012	016	018	M
805	FG			012		018	F
805	FG						SF



◀ Double Inverted



FIGURE	SHANK	HEAD SIZE(Ø1/10mm)					GRAIN
806	FG						SC
806	FG	009	010	012	014	016	C
806	FG		010	012	014	016	M
806	FG						F
806	FG						SF



◀ Inverted Cone



FIGURE	SHANK	HEAD SIZE(Ø1/10mm)		GRAIN
807	FG			SC
807	FG		016 018	C
807	FG	014	016	M
807	FG			F
807	FG			SF



◀ Barrel

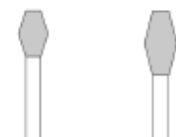
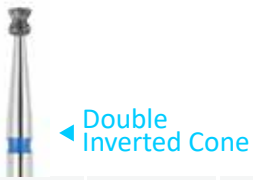



FIGURE	SHANK	HEAD SIZE(Ø1/10mm)		GRAIN
811	FG	033	037	SC
811	FG	033	037	C
811	FG			M
811	FG			F
811	FG			SF



Double Inverted Cone

FIGURE	SHANK	HEAD SIZE(Ø1/10mm)			GRAIN
813	FG				SC
813	FG	014	016		C
813	FG	014	016	018	M
813	FG				F
813	FG				SF




Flat End Cylinder

FIGURE	SHANK	HEAD SIZE(Ø1/10mm)		GRAIN
836	FG			SC
836	FG		014	C
836	FG	012	014	M
836	FG			F
836	FG	012		SF



Pear

FIGURE	SHANK	HEAD SIZE(Ø1/10mm)			GRAIN
830	FG			012	SC
830	FG		010	012	C
830	FG	008	010	012	M
830	FG				F
830	FG				SF



Long Pear

FIGURE	SHANK	HEAD SIZE(Ø1/10mm)		GRAIN
830L	FG			SC
830L	FG		012	C
830L	FG	010	012	M
830L	FG			F
830L	FG			SF



Flat End Cylinder

FIGURE	SHANK	HEAD SIZE(Ø1/10mm)				GRAIN
835	FG					SC
835	FG	008	010	012		C
835	FG	008	010	012	014	M
835	FG			012		F
835	FG					SF



Modified Cylinder

FIGURE	SHANK	HEAD SIZE	GRAIN
835KR	FG		SC
835KR	FG	010	C
835KR	FG	010	M
835KR	FG		F
835KR	FG		SF



Flat End Cylinder

FIGURE	SHANK	HEAD SIZE(Ø1/10mm)					GRAIN
837	FG		012	014		018	SC
837	FG	010	012	014	016	018	C
837	FG		012	014	016	018	M
837	FG			014			F
837	FG						SF



Modified Cylinder




FIGURE	SHANK	HEAD SIZE (Ø1/10mm)			GRAIN
837KR	FG		014		SC
837KR	FG	012	014	016	C
837KR	FG	012	014		M
837KR	FG	012	014		F
837KR	FG				SF



Round End Cylinder



FIGURE	SHANK	HEAD SIZE	GRAIN
838	FG		SC
838	FG		C
838	FG	009	M
838	FG		F
838	FG		SF



Round Edge Taper

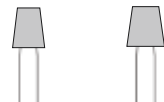


FIGURE	SHANK	HEAD SIZE (Ø1/10mm)	GRAIN	
845KR	FG		SC	
845KR	FG	018	C	
845KR	FG	018	025	M
845KR	FG		F	
845KR	FG		SF	



Flat End Taper



FIGURE	SHANK	HEAD SIZE	GRAIN
846	FG		SC
846	FG	012	C
846	FG		M
846	FG		F
846	FG		SF



Flat End Taper

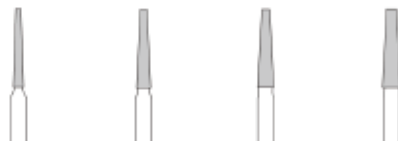


FIGURE	SHANK	HEAD SIZE (Ø1/10mm)				GRAIN
847	FG			016		SC
847	FG		014	016	018	C
847	FG	010	014	016	018	M
847	FG	010	014	016		F
847	FG					SF



Flat End Taper



FIGURE	SHANK	HEAD SIZE	GRAIN
847L	FG		SC
847L	FG	014	C
847L	FG		M
847L	FG		F
847L	FG		SF



Flat End Taper




FIGURE	SHANK	HEAD SIZE (Ø1/10mm)			GRAIN
847KR	FG		016		SC
847KR	FG	014	016	018	C
847KR	FG		016		M
847KR	FG		016		F
847KR	FG				SF



Donut



FIGURE	SHANK	HEAD SIZE		GRAIN
909	FG		042	SC
909	FG	035	042	C
909	FG			M
909	FG			F
909	FG			SF



Flat End Taper

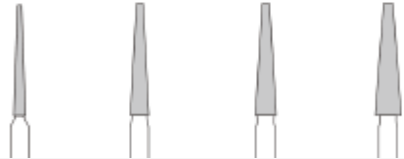


FIGURE	SHANK	HEAD SIZE (Ø1/10mm)				GRAIN
848	FG		016	018	021	SC
848	FG		016	018	021	C
848	FG	010	016	018		M
848	FG					F
848	FG					SF



Pear



FIGURE	SHANK	HEADSIZE	GRAIN
S830	FG		SC
S830	FG		C
S830	FG	012	M
S830	FG		F
S830	FG		SF



Round End Taper



FIGURE	SHANK	HEAD SIZE (Ø1/10mm)					GRAIN
850	FG		012	014	016	018	SC
850	FG	010	012	014	016	018	C
850	FG	010	012	014	016	018	M
850	FG		012	014	016	018	F
850	FG					018	SF



Christmas Tree



FIGURE	SHANK	HEADSIZE(Ø1/10mm)	GRAIN
852	FG		SC
852	FG	010 012	C
852	FG	010 012	M
852	FG	010 012	F
852	FG		SF



Round End Taper




FIGURE	SHANK	HEADSIZE(Ø1/10mm)		GRAIN
855	FG		025	SC
855	FG	014	025	C
855	FG			M
855	FG			F
855	FG			SF



Round End Taper



FIGURE	SHANK	HEADSIZE	GRAIN
855L	FG	018	SC
855L	FG	018	C
855L	FG		M
855L	FG		F
855L	FG		SF



Round End Taper




FIGURE	SHANK	HEAD SIZE (Ø1/10mm)				GRAIN
856L	FG	014	016	018		SC
856L	FG	014	016	018	020	C
856L	FG	014	016	018		M
856L	FG	014	016	018		F
856L	FG					SF



Round End Taper



FIGURE	SHANK	HEAD SIZE(∅ 1/10mm)									GRAIN
856	FG		012	014	016	018	021			025	SC
856	FG	010	012	014	016	018	021	022	024	025	C
856	FG		012	014	016	018				025	M
856	FG				016	018				025	F
856	FG				016						SF



Needle

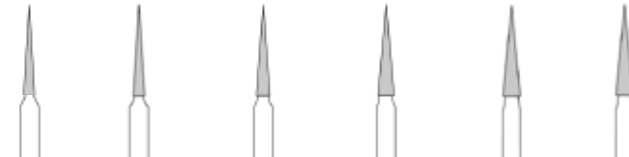


FIGURE	SHANK	HEAD SIZE(∅ 1/10mm)						GRAIN
858	FG						016	SC
858	FG		010	012	014			C
858	FG	008	010	012	014	015		M
858	FG	008	010	012	014			F
858	FG	008	010	012	014	015		SF



Needle

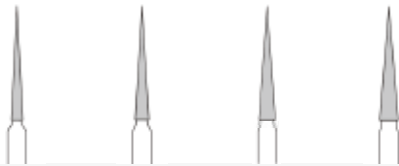


FIGURE	SHANK	HEAD SIZE(∅ 1/10mm)				GRAIN
859	FG					SC
859	FG	010	012	014	016	C
859	FG	010	012	014	016	M
859	FG	010	012	014	016	F
859	FG			014	016	SF



Flame



FIGURE	SHANK	HEAD SIZE	GRAIN
889	FG		SC
889	FG	010	C
889	FG	010	M
889	FG	010	F
889	FG		SF



Flame




FIGURE	SHANK	HEAD SIZE(∅ 1/10mm)	GRAIN	
860	FG		SC	
860	FG		C	
860	FG	010	012	M
860	FG		012	F
860	FG	010		SF



Flame



FIGURE	SHANK	HEAD SIZE(∅ 1/10mm)			GRAIN
861	FG				SC
861	FG	012			C
861	FG	012	014	016	M
861	FG	012	014		F
861	FG	012			SF



◀ Flame



◀ Round End Taper



FIGURE	SHANK	HEAD SIZE (Ø1/10mm)					GRAIN	FIGURE	SHANK	HEAD SIZE	GRAIN
862	FG		012	014			SC	S856	FG		SC
862	FG	010	012	014	016	018	C	S856	FG	024	C
862	FG	010	012	014	016		M	S856	FG		M
862	FG	010	012	014	016		F	S856	FG		F
862	FG		012	014	016		SF	S856	FG		SF



◀ Flame



◀ Beveled Cylinder



FIGURE	SHANK	HEAD SIZE	GRAIN
862L	FG		SC
862L	FG	018	C
862L	FG		M
862L	FG	018	F
862L	FG		SF

FIGURE	SHANK	HEAD SIZE (Ø1/10mm)		GRAIN
877	FG			SC
877	FG	010	012	C
877	FG	010	012	M
877	FG			F
877	FG			SF



◀ Flame



FIGURE	SHANK	HEAD SIZE (Ø1/10mm)					GRAIN
863	FG						SC
863	FG		012	014	016		C
863	FG	010	012	014	016	018	M
863	FG	010	012	014	016		F
863	FG	010	012				SF



◀ Curettage



◀ Beveled Cylinder



FIGURE	SHANK	HEAD SIZE (Ø1/10mm)	GRAIN
877K	FG		SC
877K	FG		C
877K	FG	012	016
877K	FG		F
877K	FG		SF

FIGURE	SHANK	HEAD SIZE (Ø1/10mm)		GRAIN
878	FG	012		SC
878	FG	012	014	C
878	FG	012	014	M
878	FG	012		F
878	FG			SF



◀ Curettage



FIGURE	SHANK	HEAD SIZE(Ø1/10mm)					GRAIN
878K	FG						SC
878K	FG	012	014	016	018	021	C
878K	FG	012	014	016	018		M
878K	FG		014	016	018		F
878K	FG						SF



◀ Beveled Cylinder

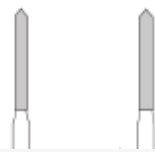


FIGURE	SHANK	HEADSIZE(Ø1/10mm)		GRAIN
879	FG			SC
879	FG	012	014	C
879	FG	012	014	M
879	FG	012	014	F
879	FG			SF



◀ Long Cylinder with Round End

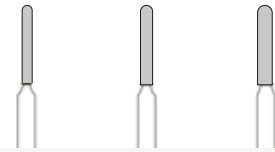


FIGURE	SHANK	HEAD SIZE(Ø1/10mm)			GRAIN
881	FG			014	SC
881	FG	009	012	014	C
881	FG				M
881	FG	009			F
881	FG				SF



◀ Curettage




FIGURE	SHANK	HEADSIZE(Ø1/10mm)				GRAIN
879K	FG				018	SC
879K	FG	012	014		018	C
879K	FG	012	014	016		M
879K	FG					F
879K	FG					SF



◀ Curettage



FIGURE	SHANK	HEADSIZE	GRAIN
S877K	FG		SC
S877K	FG	016	C
S877K	FG		M
S877K	FG		F
S877K	FG		SF



◀ Beveled Cylinder

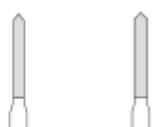


FIGURE	SHANK	HEADSIZE(Ø1/10mm)		GRAIN
885	FG			SC
885	FG	010	012	C
885	FG	010	012	M
885	FG	010	012	F
885	FG			SF



◀ Beveled Cylinder






FIGURE	SHANK	HEAD SIZE(Ø1/10mm)			GRAIN
886	FG				SC
886	FG	012	014	016	C
886	FG	012			M
886	FG				F
886	FG				SF




◀ Football

FIGURE	SHANK	HEAD SIZE	GRAIN
Z368	FG		SC
Z368	FG		C
Z368	FG	023	M
Z368	FG	023	F
Z368	FG		SF




◀ Football

FIGURE	SHANK	HEAD SIZE	GRAIN
Z379	FG		SC
Z379	FG		C
Z379	FG	023	M
Z379	FG	023	F
Z379	FG		SF




◀ Round

FIGURE	SHANK	HEAD SIZE (∅ 1/10mm)					GRAIN
Z801	FG						SC
Z801	FG						C
Z801	FG				016	018	M
Z801	FG	010	012	014		018	F
Z801	FG						SF




◀ Round

FIGURE	SHANK	HEAD SIZE	GRAIN
Z801L	FG		SC
Z801L	FG	014	C
Z801L	FG		M
Z801L	FG		F
Z801L	FG		SF




◀ Pear

FIGURE	SHANK	HEAD SIZE	GRAIN
Z830	FG		SC
Z830	FG	010	C
Z830	FG		M
Z830	FG		F
Z830	FG		SF




◀ Round End Taper

FIGURE	SHANK	HEAD SIZE	GRAIN
Z850	FG		SC
Z850	FG		C
Z850	FG	018	M
Z850	FG	018	F
Z850	FG		SF



◀ Round End Taper

FIGURE	SHANK	HEAD SIZE		GRAIN
Z856	FG			SC
Z856	FG			C
Z856	FG	018	021	M
Z856	FG	018	021	F
Z856	FG			SF



Round End Taper

FIGURE	SHANK	HEAD SIZE	GRAIN
Z856L	FG		SC
Z856L	FG	018	C
Z856L	FG		M
Z856L	FG		F
Z856L	FG		SF



Long Cylinder with Round End

FIGURE	SHANK	HEAD SIZE		GRAIN
Z881	FG			SC
Z881	FG			C
Z881	FG			M
Z881	FG	012	016	F
Z881	FG			SF



Flame

FIGURE	SHANK	HEAD SIZE	GRAIN
Z862	FG		SC
Z862	FG		C
Z862	FG	012	M
Z862	FG	012	F
Z862	FG		SF

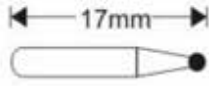





Long Cylinder with Round End


FIGURE	SHANK	HEAD SIZE	GRAIN
Z882	FG		SC
Z882	FG	014	C
Z882	FG		M
Z882	FG		F
Z882	FG		SF

TYPES OF SHANK FOR CARBIDES

FRICTION GRIP (FG)

	ISO Diameter		
FG SS	313	1.6mm	
FG	314	1.6mm	
FG L	315	1.6mm	
FG XL Surg	316	1.6mm	

RIGHT ANGLE (RA)

	ISO Diameter		
RA	204	2.35mm	
RA Surg	205	2.35mm	

YEPDENT CARBIDE ORDER NO.

ISO 001

YEPDENT REORDER NO.: **FG XL 2**

SHANK + ORDER NO.




← ISO 001



HEAD SIZE		0.8	1.0	1.2	1.4	1.6	1.8	2.1	2.3
500 313 001 001	FG SS		2		4		6		
500 314 001 001	FG	1	2	3	4	5		7	8
500 316 001 001	FG XL		2		4		6		
500 204 001 001	RA	1		3	4	5	6		8
500 205 001 001	RA XL		2		4				



◀ ISO 001



HEAD SIZE		0.5	0.6	0.8	1.0	1.2	1.4	1.6	1.8	2.1	2.3
500 313 001 001	FG SS				2		4		6		8
500 314 001 001	FG	1/4	1/2	1	2	3	4	5	6	7	8
500 316 001 001	FG XL				2		4		6		8
500 204 001 001	RA	1/4	1/2	1	2	3	4	5	6		8
500 205 001 001	RA XL				2		4		6		8



◀ ISO 010



HEAD SIZE		0.6	0.8	1.0	1.2	1.4
500 313 010 001	FG SS			35		
500 314 010 001	FG	331/2	34	35	36	37
500 204 010 001	RA	331/2	34	35	36	37



◀ ISO 233



HEAD SIZE		1.1
HEAD LENGTH		4.5
500 314 233 006	FG	246



◀ ISO 107



HEAD SIZE		0.8	1.0	1.2	1.2
HEAD LENGTH		3.8	4.2	4.2	6.0
500 313 107 001	FG SS	56	57		
500 314 107 001	FG	56	57	58	58L
500 316 107 001	FG XL			58	



◀ ISO 139



HEAD SIZE		0.9
HEAD LENGTH		2.5
500 313 139 008	FG SS	245
500 314 139 008	FG	245
500 316 139 008	FG XL	245
500 204 139 008	RA	245



◀ ISO 168



HEAD SIZE		0.9	1.0	1.2	0.9	1.0	1.2
HEAD LENGTH		4.0	4.2	4.2	6.0	6.0	6.0
500 313 168 001	FG SS	169					
500 314 168 001	FG	169	170	171	169L	170L	171L



◀ ISO 237



HEAD SIZE		0.6	0.8	1.0	1.2	1.2
HEAD LENGTH		1.7	1.9	2.0	2.2	4.0
500 313 237 006	FG SS		330	331		
500 314 237 006	FG	329	330	331	332	331L
500 316 107 007	FG XL		330			
500 204 107 007	RA		330			



◀ ISO 146



HEAD SIZE		0.8
HEAD LENGTH		3.0
500 314 146 006	FG	256



◀ ISO 107



HEAD SIZE		0.8	1.0	1.2	1.4	0.8	1.0	1.2	1.4
HEAD LENGTH		3.8	4.2	4.2	4.5	6.0	6.0	6.0	6.0
500 313 107 007	FG SS	556	557	558	559				
500 314 107 007	FG	556	557	558		556L	557L	558L	559L
500 316 107 007	FG XL	556	557	558	559				
500 204 107 007	RA		557	558					



◀ ISO 168



HEAD SIZE		0.9	1.0	1.2	1.6	2.1	0.9	1.0	1.2
HEAD LENGTH		4.0	4.2	4.2	4.5	5.0	6.0	6.0	6.0
500 313 168 007	FG SS	699	700	701					
500 314 168 007	FG	699	700	701	702	703	699L	700L	701L
500 316 168 007	FG XL	699		701	702	703			



◀ ISO 137



HEAD SIZE		0.9	1.0	1.2
HEAD LENGTH		4.0	4.2	4.2
500 313 137 007	FG SS		1557	1558
500 314 137 007	FG	1556	1557	1558
500 316 137 007	FG XL		1557	



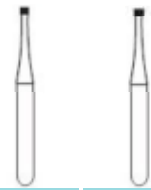
◀ ISO 137



HEAD SIZE		0.9	1.0	1.2
HEAD LENGTH		4.0	4.2	4.2
500 313 137 006	FG SS		1157	
500 314 137 006	FG	1156	1157	1158



◀ ISO 150



HEAD SIZE		1.0	1.2
HEAD LENGTH		4.2	4.2
500 314 150 001	FG	957	958



◀ ISO 194



HEAD SIZE		1.2	1.2
HEAD LENGTH		4.1	6.0
500 314 194 006	FG	1171	1171L



◀ ISO 237



HEAD SIZE		1.0
HEAD LENGTH		2.0
504 314 237 008	FG	1931



◀ ISO 139



HEAD SIZE		1.2
HEAD LENGTH		4.2
500 314 139 008	FG	1958



◀ ISO 001



HEAD SIZE		1.4	1.8	2.3
HEAD LENGTH		1.4	1.8	2.3
500 314 001 001	FG	7004	7006	7008



◀ ISO 001



HEAD SIZE		2.5
HEAD LENGTH		2.5
504 314 001 072	FG	7009



◀ ISO 254



HEAD SIZE		1.4
HEAD LENGTH		3.3
500 314 499 072	FG	7104



◀ ISO 181



HEAD SIZE		0.9
HEAD LENGTH		2.9
504 314 181 072	FG	7114



◀ ISO 184



HEAD SIZE		1.4
HEAD LENGTH		9.5
504 314 184 072	FG	7204



◀ ISO 217



HEAD SIZE		1.0
HEAD LENGTH		5.1
500 314 217	FG	7214



◀ ISO 277



HEAD SIZE		1.4	1.8
HEAD LENGTH		2.7	3.9
500 314 277 072	FG	7404	7406



◀ ISO 499



HEAD SIZE		2.3
HEAD LENGTH		4.2
504 314 499 072	FG	7408



◀ ISO 215



HEAD SIZE		1.4
HEAD LENGTH		6.2
500 314 215 072	FG	7612



◀ ISO 197



HEAD SIZE		1.0
HEAD LENGTH		5.7
500 314 197 072	FG	7642



ISO 198



HEAD SIZE		1.4
HEAD LENGTH		8
504 314 198 072	FG	7664



◀ ISO 184



HEAD SIZE		1.4
HEAD LENGTH		9.5
500 315 184	FG	7714



◀ ISO 499



HEAD SIZE		0.8	1.0	1.2
HEAD LENGTH		3.5	3.5	4.0
500 314 499	FG	7801	7802	7803



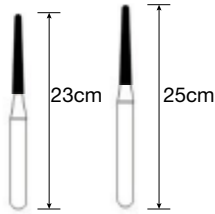
◀ ISO 246



HEAD SIZE		0.8	1.0	1.2
HEAD LENGTH		4.0	4.0	4.5
500 314 246	FG	7901	7902	7903



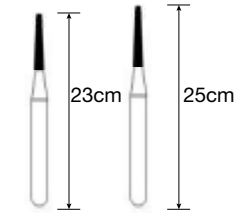
◀



HEAD SIZE		1.1	1.1
HEAD LENGTH		11.0	11.0
	FG	151	151



◀



HEAD SIZE		1.6	1.6
HEAD LENGTH		9.0	9.0
	FG	152	152

The logo for yepdent, featuring the word "yepdent" in a lowercase, sans-serif font. The "yep" is in dark blue and the "dent" is in a lighter blue. The letters are bold and modern.

yepdent

SDS DENTAL SUPPLY INC

Add: 25 Spectrum Pointe Drive, Suite 401, Lake Forest, CA 92630, USA

Tel: 949-750-4444

E-mail: yepdent@gmail.com

<https://www.yepdent.com>